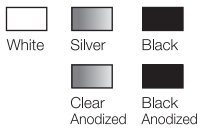


Housing color:



Line Voltage

1KS Linear Luminaire
160 degree beam

120V / 220V line current



3-Year Warranty

50,000 hour rated life

1KS1 Linear

8 Watt
375 Lumen
(useful)

1KS2 Linear

16 Watt
750 Lumen
(useful)

1KS3 Linear

24 Watt
1100 Lumen
(useful)

1KS4 Linear

36 Watt
1450 Lumen
(useful)

Indoor

White (3) Color Temperatures:

- Warm White (2700K)
- Neutral White (3500K)
- Cool White (4500K)

Operating:

-46°F to 122°F
-50°C to 50°C

Indoor Instant ON/OFF

Weight:

- 1KS1** – 0.90 lbs
- 1KS2** – 1.40 lbs
- 1KS3** – 1.85 lbs
- 1KS4** – 2.40 lbs

Performance:

enLux RAGB LED Light for general illumination is powered by it's proprietary, patented Solid State C.O.B. Light Engine coupled with it's unique patented thermal management components providing high efficacy and maximum energy efficiency-15 Watts typical.

The enLux 1KS Series LED Linear Luminaire Light aluminum housing is finished in a ultra durable top coat, will not shatter or break when dropped. Safe, cool to touch, 100% recyclable (no mercury or hazardous materials).

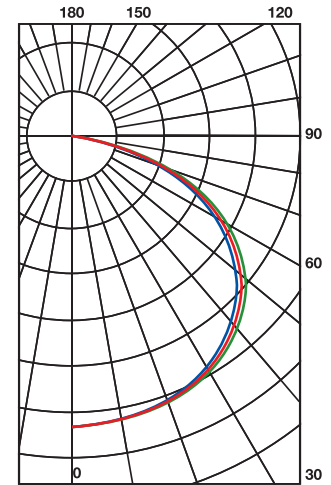




**1KS Linear Luminaire
Down Light Photometrics**

0 ft Illuminance Distribution Ratio

3 ft	0.180	0.240	0.340	0.540	0.800	1.000
6 ft	0.108	0.135	0.168	0.200	0.233	0.250
9 ft	0.069	0.081	0.089	0.099	0.107	0.111
12 ft	0.046	0.050	0.054	0.058	0.061	0.063
15 ft	0.032	0.034	0.036	0.038	0.040	0.040
	15 ft	12 ft	9 ft	6 ft	3 ft	CL



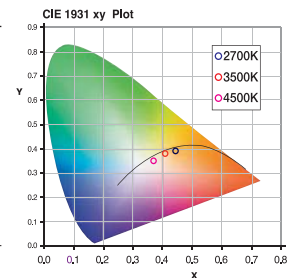
**1KS Linear Luminaire
Illuminance at Beam Centerline**

P/N	White CCT	No of Engine	Total Lumen	Throw Distance (feet)				
				3	6	9	12	15
7911XX	Warm 2700°K	1	338	119	29.7	13.2	7.4	4.8
7912XX		2	675	234	58.5	26.0	14.6	9.4
7913XX		3	990	342	85.5	38.0	21.4	13.7
7914XX		4	1305	450	112.5	50.0	28.1	18.0
7931XX	Neutral 3500°K	1	356	125	31.4	13.9	7.8	5.0
7932XX		2	713	247	61.8	27.4	15.4	9.9
7933XX		3	1045	361	90.3	40.1	22.6	14.4
7934XX		4	1378	475	118.8	52.8	29.7	19.0
7941XX	Cool 4500°K	1	375	132.0	33.0	14.7	8.3	5.3
7942XX		2	750	260.0	65.0	28.9	16.3	10.4
7943XX		3	1100	380.0	95.0	42.2	23.8	15.2
7944XX		4	1450	500.0	125.0	55.6	31.3	20.0

Unit in Lux
1 lux = 0.0929 footcandle (fc)

1KS Linear Luminaire – White

Product code	WhiteLight CCT	No of Engines	Voltage	Housing Color
7	91 Warm Hi CRI (2700°K)	1 engine	2 200V - 250V	0 White Paint (WP)
	93 Neutral Hi CRI (3500°K)	2 engines	4 100V - 130V	1 Black Paint (BP)
	94 Cool Hi CRI (4500°K)	3 engines	7 277V	2 White Paint (SP)
		4 engines		3 Clear Anodize (CA)
				4 Black Anodize (BA)



Examples

- 791140** 1KS Warm White (1) engine 120V White Housing
- 794323** 1KS Cool White (3) engine 220V Clear Anodize Housing

